

---

Formula and data book

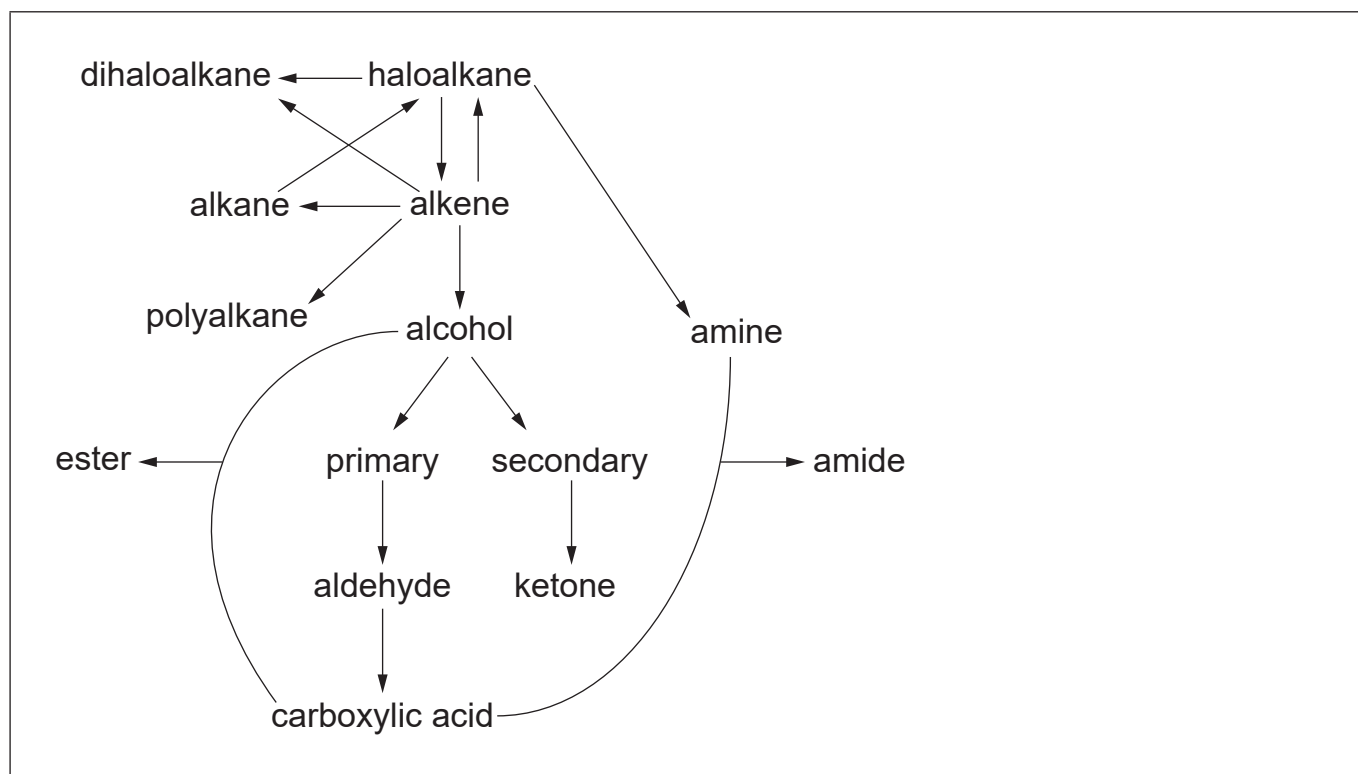
# Chemistry 2025



## Physical constants and unit conversions

Absolute zero	$0 \text{ K} = -273 \text{ }^\circ\text{C}$
Atomic mass unit	$1 \text{ amu} = 1.66 \times 10^{-27} \text{ kg}$
Avogadro's constant	$N_{\text{A}} = 6.02 \times 10^{23} \text{ mol}^{-1}$
Faraday's constant	$F = 96485 \text{ C mol}^{-1}$
Ideal gas constant	$R = 8.31 \text{ J mol}^{-1} \text{ K}^{-1}$
Ionic product constant for water (at 298 K)	$K_{\text{w}} = 1.00 \times 10^{-14} \text{ mol}^2 \text{ dm}^{-6}$
Molar volume of an ideal gas (at STP)	$2.27 \times 10^{-2} \text{ m}^3 \text{ mol}^{-1} = 22.7 \text{ dm}^3 \text{ mol}^{-1}$
Specific heat capacity of water (at 298 K)	$c_{\text{w}} = 4.18 \text{ J g}^{-1} \text{ K}^{-1}$
Standard temperature and pressure (STP)	273 K and 100 kPa
Volume and capacity conversions	$1 \text{ dm}^3 = 1 \times 10^{-3} \text{ m}^3 = 1 \times 10^3 \text{ cm}^3 = 1 \text{ L}$

## Reaction pathways



## Formulas

### Processing of data

$$\text{Absolute uncertainty of the mean } \Delta\bar{x} = \pm \frac{(x_{\max} - x_{\min})}{2}$$

$$\text{Percentage uncertainty (\%)} = \frac{\text{absolute uncertainty}}{\text{measurement}} \times 100\%$$

$$\text{Percentage error (\%)} = \left| \frac{\text{measured value} - \text{true value}}{\text{true value}} \right| \times 100\%$$

### Chemical reactions — reactants, products and energy change

$$Q = mc\Delta T$$

$$\Delta H = H_{(\text{products})} - H_{(\text{reactants})}$$

$$\Delta H = \Sigma(\text{bonds broken}) - \Sigma(\text{bonds formed})$$

$$\text{Moles } (n) = \frac{\text{mass (m)}}{\text{molar mass (M)}}$$

$$\text{Percentage yield (\%)} = \frac{\text{experimental yield}}{\text{theoretical yield}} \times 100$$

### Intermolecular forces and gases

$$PV = nRT$$

### Aqueous solutions and acidity

$$\text{Molarity/Concentration (c)} = \frac{\text{moles of solute (n)}}{\text{volume of solvent (V)}}$$

### Rates of chemical reactions

$$\text{Rate of reaction} = \frac{\text{increase in product concentration } (\Delta[\text{P}])}{\text{time taken}} \text{ or } \frac{\text{decrease in reactant concentration } (\Delta[\text{R}])}{\text{time taken}}$$

## Chemical equilibrium systems

$$Q = \frac{[C]^c [D]^d}{[A]^a [B]^b} \text{ for the reaction } aA + bB \rightleftharpoons cC + dD$$

$$K_c = \frac{[C]^c [D]^d}{[A]^a [B]^b} \text{ for the reaction: } aA + bB \rightleftharpoons cC + dD$$

$$K_{sp} = [C]^c [D]^d \text{ for the reaction } aA(s) \rightleftharpoons cC(aq) + dD(aq)$$

$$K_w = [H^+][OH^-]$$

$$pH = -\log_{10} [H^+]$$

$$pOH = -\log_{10} [OH^-]$$

$$K_w = K_a \times K_b$$

$$K_a = \frac{[H_3O^+][A^-]}{[HA]}$$

$$K_b = \frac{[BH^+][OH^-]}{[B]}$$

## Oxidation and reduction

$$E_{\text{cell}}^{\circ} = E_{(\text{reduction half-cell})}^{\circ} - E_{(\text{oxidation half-cell})}^{\circ}$$

$$\text{Charge (q)} = \text{moles electrons } (n(e^-)) \times \text{Faraday's constant (F)}$$

$$\text{Charge (q)} = \text{current (I)} \times \text{time (t)}$$

## Properties and structure of organic materials

$$R_F = \frac{\text{distance moved by amino acid}}{\text{distance moved by solvent}}$$

# List of elements

Name	Atomic no.	Symbol
Hydrogen	1	H
Helium	2	He
Lithium	3	Li
Beryllium	4	Be
Boron	5	B
Carbon	6	C
Nitrogen	7	N
Oxygen	8	O
Fluorine	9	F
Neon	10	Ne
Sodium	11	Na
Magnesium	12	Mg
Aluminium	13	Al
Silicon	14	Si
Phosphorus	15	P
Sulfur	16	S
Chlorine	17	Cl
Argon	18	Ar
Potassium	19	K
Calcium	20	Ca
Scandium	21	Sc
Titanium	22	Ti
Vanadium	23	V
Chromium	24	Cr
Manganese	25	Mn
Iron	26	Fe
Cobalt	27	Co
Nickel	28	Ni
Copper	29	Cu
Zinc	30	Zn
Gallium	31	Ga
Germanium	32	Ge
Arsenic	33	As
Selenium	34	Se
Bromine	35	Br
Krypton	36	Kr
Rubidium	37	Rb
Strontium	38	Sr
Yttrium	39	Y
Zirconium	40	Zr
Niobium	41	Nb
Molybdenum	42	Mo
Technetium	43	Tc
Ruthenium	44	Ru
Rhodium	45	Rh
Palladium	46	Pd
Silver	47	Ag
Cadmium	48	Cd
Indium	49	In
Tin	50	Sn
Antimony	51	Sb
Tellurium	52	Te
Iodine	53	I
Xenon	54	Xe
Cesium	55	Cs
Barium	56	Ba
Lanthanum	57	La
Cerium	58	Ce
Praseodymium	59	Pr
Neodymium	60	Nd
Promethium	61	Pm
Samarium	62	Sm
Europium	63	Eu
Gadolinium	64	Gd
Terbium	65	Tb
Dysprosium	66	Dy
Holmium	67	Ho
Erbium	68	Er
Thulium	69	Tm
Ytterbium	70	Yb
Lutetium	71	Lu
Hafnium	72	Hf
Tantalum	73	Ta
Tungsten	74	W
Rhenium	75	Re
Osmium	76	Os
Iridium	77	Ir
Platinum	78	Pt
Gold	79	Au
Mercury	80	Hg
Thallium	81	Tl
Lead	82	Pb
Bismuth	83	Bi
Polonium	84	Po
Astatine	85	At
Radon	86	Rn
Francium	87	Fr
Radium	88	Ra
Actinium	89	Ac
Thorium	90	Th
Protactinium	91	Pa
Uranium	92	U
Neptunium	93	Np
Plutonium	94	Pu
Americium	95	Am
Curium	96	Cm
Berkelium	97	Bk
Californium	98	Cf
Einsteinium	99	Es
Fermium	100	Fm
Mendelevium	101	Md
Nobelium	102	No
Lawrencium	103	Lr
Rutherfordium	104	Rf
Dubnium	105	Db
Seaborgium	106	Sg
Bohrium	107	Bh
Hassium	108	Hs
Meitnerium	109	Mt
Darmstadtium	110	Ds
Roentgenium	111	Rg
Copernicium	112	Cn
Nihonium	113	Nh
Flerovium	114	Fl
Moscovium	115	Mc
Livermorium	116	Lv
Tennessee	117	Ts
Oganesson	118	Og

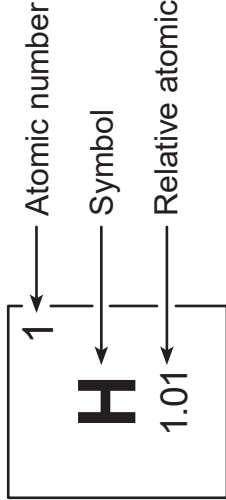
Name	Atomic no.	Symbol
Gallium	31	Ga
Germanium	32	Ge
Arsenic	33	As
Selenium	34	Se
Bromine	35	Br
Krypton	36	Kr
Rubidium	37	Rb
Strontium	38	Sr
Yttrium	39	Y
Zirconium	40	Zr
Niobium	41	Nb
Molybdenum	42	Mo
Technetium	43	Tc
Ruthenium	44	Ru
Rhodium	45	Rh
Palladium	46	Pd
Silver	47	Ag
Cadmium	48	Cd
Indium	49	In
Tin	50	Sn
Antimony	51	Sb
Tellurium	52	Te
Iodine	53	I
Xenon	54	Xe
Cesium	55	Cs
Barium	56	Ba
Lanthanum	57	La
Cerium	58	Ce
Praseodymium	59	Pr
Neodymium	60	Nd
Promethium	61	Pm
Samarium	62	Sm
Europium	63	Eu
Gadolinium	64	Gd
Terbium	65	Tb
Dysprosium	66	Dy
Holmium	67	Ho
Erbium	68	Er
Thulium	69	Tm
Ytterbium	70	Yb
Lutetium	71	Lu
Hafnium	72	Hf
Tantalum	73	Ta
Tungsten	74	W
Rhenium	75	Re
Osmium	76	Os
Iridium	77	Ir
Platinum	78	Pt
Gold	79	Au
Mercury	80	Hg
Thallium	81	Tl
Lead	82	Pb
Bismuth	83	Bi
Polonium	84	Po
Astatine	85	At
Radon	86	Rn
Francium	87	Fr
Radium	88	Ra
Actinium	89	Ac
Thorium	90	Th

Name	Atomic no.	Symbol
Gallium	31	Ga
Germanium	32	Ge
Arsenic	33	As
Selenium	34	Se
Bromine	35	Br
Krypton	36	Kr
Rubidium	37	Rb
Strontium	38	Sr
Yttrium	39	Y
Zirconium	40	Zr
Niobium	41	Nb
Molybdenum	42	Mo
Technetium	43	Tc
Ruthenium	44	Ru
Rhodium	45	Rh
Palladium	46	Pd
Silver	47	Ag
Cadmium	48	Cd
Indium	49	In
Tin	50	Sn
Antimony	51	Sb
Tellurium	52	Te
Iodine	53	I
Xenon	54	Xe
Cesium	55	Cs
Barium	56	Ba
Lanthanum	57	La
Cerium	58	Ce
Praseodymium	59	Pr
Neodymium	60	Nd

Name	Atomic no.	Symbol
Hydrogen	1	H
Helium	2	He
Lithium	3	Li
Beryllium	4	Be
Boron	5	B
Carbon	6	C
Nitrogen	7	N
Oxygen	8	O
Fluorine	9	F
Neon	10	Ne
Sodium	11	Na
Magnesium	12	Mg
Aluminium	13	Al
Silicon	14	Si
Phosphorus	15	P
Sulfur	16	S
Chlorine	17	Cl
Argon	18	Ar
Potassium	19	K
Calcium	20	Ca
Scandium	21	Sc
Titanium	22	Ti
Vanadium	23	V
Chromium	24	Cr
Manganese	25	Mn
Iron	26	Fe
Cobalt	27	Co
Nickel	28	Ni
Copper	29	Cu
Zinc	30	Zn

# Periodic table of the elements

1	2	3	4	5	6	7	8	9	10	11	12	13	14	15	16	17	18
1	2	3	4	5	6	7	8	9	10	11	12	13	14	15	16	17	18
<b>H</b> 1.01	<b>He</b> 4.00	<b>Li</b> 6.94	<b>Be</b> 9.01	<b>B</b> 10.81	<b>C</b> 12.01	<b>N</b> 14.01	<b>O</b> 16.00	<b>F</b> 19.00	<b>Ne</b> 20.18	<b>Na</b> 22.99	<b>Mg</b> 24.31	<b>Al</b> 26.98	<b>Si</b> 28.09	<b>P</b> 30.97	<b>S</b> 32.06	<b>Cl</b> 35.45	<b>Ar</b> 39.95
<b>K</b> 39.10	<b>Ca</b> 40.08	<b>Sc</b> 44.96	<b>Ti</b> 47.87	<b>V</b> 50.94	<b>Cr</b> 52.00	<b>Mn</b> 54.94	<b>Fe</b> 55.85	<b>Co</b> 58.93	<b>Ni</b> 58.69	<b>Cu</b> 63.55	<b>Zn</b> 65.38	<b>Ga</b> 69.72	<b>Ge</b> 72.63	<b>As</b> 74.92	<b>Se</b> 78.97	<b>Br</b> 79.90	<b>Kr</b> 83.80
<b>Rb</b> 85.47	<b>Sr</b> 87.62	<b>Y</b> 88.91	<b>Zr</b> 91.22	<b>Nb</b> 92.91	<b>Mo</b> 95.95	<b>Tc</b> 98.91	<b>Ru</b> 101.07	<b>Rh</b> 102.91	<b>Pd</b> 106.42	<b>Ag</b> 107.87	<b>Cd</b> 112.41	<b>In</b> 114.82	<b>Sn</b> 118.71	<b>Sb</b> 121.76	<b>Te</b> 127.60	<b>I</b> 126.90	<b>Xe</b> 131.29
<b>Cs</b> 132.91	<b>Ba</b> 137.33	Lanthanoids	<b>Hf</b> 178.49	<b>Ta</b> 180.95	<b>W</b> 183.84	<b>Re</b> 186.21	<b>Os</b> 190.23	<b>Ir</b> 192.22	<b>Pt</b> 195.08	<b>Au</b> 196.97	<b>Hg</b> 200.59	<b>Tl</b> 204.38	<b>Pb</b> 207.2	<b>Bi</b> 208.98	<b>Po</b> (210.0)	<b>At</b> (210.0)	<b>Rn</b> (222.0)
<b>Fr</b> (223.0)	<b>Ra</b> (226.1)	Actinoids	<b>Rf</b> (261.1)	<b>Db</b> (262.1)	<b>Sg</b> (263.1)	<b>Bh</b> (264.1)	<b>Hs</b> (265.1)	<b>Mt</b> (268)	<b>Ds</b> (281)	<b>Rg</b> (272)	<b>Cn</b> (285)	<b>Nh</b> (284)	<b>Fl</b> (289)	<b>Mc</b> (288)	<b>Lv</b> (293)	<b>Ts</b> (294)	<b>Og</b> (294)
			<b>La</b> 138.91	<b>Ce</b> 140.12	<b>Pr</b> 140.91	<b>Nd</b> 144.24	<b>Pm</b> (146.9)	<b>Sm</b> 150.36	<b>Eu</b> 151.96	<b>Gd</b> 157.25	<b>Tb</b> 158.93	<b>Dy</b> 162.50	<b>Ho</b> 164.93	<b>Er</b> 167.26	<b>Tm</b> 168.93	<b>Yb</b> 173.05	<b>Lu</b> 174.97
			<b>Ac</b> (227.0)	<b>Th</b> 232.0	<b>Pa</b> 231.0	<b>U</b> 238.0	<b>Np</b> (237.0)	<b>Pu</b> (239.1)	<b>Am</b> (241.1)	<b>Cm</b> (244.1)	<b>Bk</b> (249.1)	<b>Cf</b> (252.1)	<b>Es</b> (252.1)	<b>Fm</b> (252.1)	<b>Md</b> (258.1)	<b>No</b> (259.1)	<b>Lr</b> (262.1)



Groups are numbered according to IUPAC convention 1–18.

\*Values in brackets are for the isotope with the longest half-life.

# Atomic and ionic radii of selected elements

1	2	3	4	5	6	7	8	9	10	11	12	13	14	15	16	17	18																									
<b>H</b> 32 208 (1-)	<b>He</b> 37	<b>Li</b> 130 76 (1+)	<b>Be</b> 99 45 (2+)	<b>Na</b> 160 102 (1+)	<b>Mg</b> 140 72 (2+)	<b>K</b> 200 138 (1+)	<b>Ca</b> 174 100 (2+)	<b>Sc</b> 159 75 (3+)	<b>Ti</b> 148 86 (2+)	<b>V</b> 144 79 (2+)	<b>Cr</b> 130 62 (3+)	<b>Mn</b> 129 83 (2+)	<b>Fe</b> 124 78 (2+)	<b>Co</b> 118 74 (2+)	<b>Ni</b> 117 69 (2+)	<b>Cu</b> 122 77 (1+)	<b>Zn</b> 120 74 (2+)	<b>Ga</b> 123 62 (3+)	<b>Ge</b> 120 53 (4+)	<b>As</b> 120 58 (3+)	<b>Se</b> 118 198 (2-)	<b>Br</b> 117 196 (1-)	<b>Kr</b> 116	<b>Rb</b> 215 152 (1+)	<b>Sr</b> 190 118 (2+)	<b>Y</b> 176 90 (3+)	<b>Zr</b> 164 72 (4+)	<b>Nb</b> 156 64 (5+)	<b>Mo</b> 148 65 (4+)	<b>Ru</b> 136 62 (4+)	<b>Rh</b> 134 67 (3+)	<b>Pd</b> 130 86 (2+)	<b>Ag</b> 136 115 (1+)	<b>Cd</b> 140 95 (2+)	<b>In</b> 142 80 (3+)	<b>Sn</b> 140 69 (4+)	<b>Sb</b> 140 76 (3+)	<b>Te</b> 137 221 (2-)	<b>I</b> 136 220 (1-)	<b>Xe</b> 136	<b>Cs</b> 238 167 (1+)	<b>Ba</b> 206 135 (2+)

3	Atomic number
<b>Li</b>	Symbol
130	Atomic radius (10 <sup>-12</sup> m)
76 (1+)	Charge of ion
	Ionic radius (10 <sup>-12</sup> m)

Groups are numbered according to IUPAC convention 1–18.





## Solubility of selected compounds at 298 K

	bromide	carbonate	chloride	hydroxide	iodide	nitrate	oxide	phosphate	sulfate
aluminium	s		s	i	s	s	i	i	s
ammonium	s	s	s	s	s	s		s	s
barium	s	i	s	s	s	s	s	i	i
calcium	s	i	s	p	s	s	p	i	p
cobalt(II)	s	i	s	i	s	s	i	i	s
copper(II)	s		s	i	i	s	i	i	s
iron(II)	s	i	s	i	s	s	i	i	s
iron(III)	s		s	i	s	s	i	i	s
lead(II)	p	i	s	i	i	s	i	i	i
lithium	s	s	s	s	s	s	s		s
magnesium	s	i	s	i	s	s	i	p	s
manganese(II)	s	i	s	i	s	s	i	p	s
potassium	s	s	s	s	s	s	s	s	s
silver	i	i	i	i	i	s	i	i	p
sodium	s	s	s	s	s	s	s	s	s
zinc	s	i	s	i	s	s	i	i	s

## Key

Abbreviation	Explanation
s	soluble in water (solubility greater than 10 g L <sup>-1</sup> )
p	partially soluble in water (solubility between 1 and 10 g L <sup>-1</sup> )
i	insoluble in water (solubility less than 1 g L <sup>-1</sup> )
	no data

## Average bond enthalpies at 298 K


### Single bonds

	$\Delta H$ (kJ mol <sup>-1</sup> )								
	H	C	N	O	F	S	Cl	Br	I
H	436								
C	414	346							
N	391	286	158						
O	463	358	214	144					
F	567	492	278	191	159				
S	364	289			327	266			
Cl	431	324	192	206	255	271	242		
Br	366	285		201	249	218	219	193	
I	298	228		201	280		211	178	151

### Multiple bonds

Bond	$\Delta H$ (kJ mol <sup>-1</sup> )
C=C	614
C≡C	839
C=N	615
C≡N	890
C=O	804
N=N	470
N≡N	945
O=O	498

## Reactivity series of metals

Element	Reactivity
K	
Na	
Li	
Ba	
Sr	
Ca	
Mg	
Al	
C*	
Mn	
Zn	
Cr	
Fe	
Cd	
Co	
Ni	
Sn	
Pb	
H <sub>2</sub> *	
Sb	
Bi	
Cu	
Hg	
Ag	
Au	
Pt	least reactive

\*Carbon (C) and hydrogen gas (H<sub>2</sub>) added for comparison.

## Standard electrode potentials at 298 K

Oxidised species $\rightleftharpoons$ Reduced species	$E^\circ$ (V)
$\text{Li}^+(\text{aq}) + \text{e}^- \rightleftharpoons \text{Li}(\text{s})$	-3.04
$\text{K}^+(\text{aq}) + \text{e}^- \rightleftharpoons \text{K}(\text{s})$	-2.94
$\text{Ba}^{2+}(\text{aq}) + 2\text{e}^- \rightleftharpoons \text{Ba}(\text{s})$	-2.91
$\text{Ca}^{2+}(\text{aq}) + 2\text{e}^- \rightleftharpoons \text{Ca}(\text{s})$	-2.87
$\text{Na}^+(\text{aq}) + \text{e}^- \rightleftharpoons \text{Na}(\text{s})$	-2.71
$\text{Mg}^{2+}(\text{aq}) + 2\text{e}^- \rightleftharpoons \text{Mg}(\text{s})$	-2.36
$\text{Al}^{3+}(\text{aq}) + 3\text{e}^- \rightleftharpoons \text{Al}(\text{s})$	-1.68
$\text{Mn}^{2+}(\text{aq}) + 2\text{e}^- \rightleftharpoons \text{Mn}(\text{s})$	-1.18
$2\text{H}_2\text{O}(\text{l}) + 2\text{e}^- \rightleftharpoons \text{H}_2(\text{g}) + 2\text{OH}^-(\text{aq})$	-0.83
$\text{Zn}^{2+}(\text{aq}) + 2\text{e}^- \rightleftharpoons \text{Zn}(\text{s})$	-0.76
$\text{Fe}^{2+}(\text{aq}) + 2\text{e}^- \rightleftharpoons \text{Fe}(\text{s})$	-0.44
$\text{Ni}^{2+}(\text{aq}) + 2\text{e}^- \rightleftharpoons \text{Ni}(\text{s})$	-0.24
$\text{Sn}^{2+}(\text{aq}) + 2\text{e}^- \rightleftharpoons \text{Sn}(\text{s})$	-0.14
$\text{Pb}^{2+}(\text{aq}) + 2\text{e}^- \rightleftharpoons \text{Pb}(\text{s})$	-0.13
$2\text{H}^+(\text{aq}) + 2\text{e}^- \rightleftharpoons \text{H}_2(\text{g})$	0.00
$\text{Cu}^{2+}(\text{aq}) + \text{e}^- \rightleftharpoons \text{Cu}^+(\text{aq})$	+0.16
$\text{SO}_4^{2-}(\text{aq}) + 4\text{H}^+(\text{aq}) + 2\text{e}^- \rightleftharpoons \text{SO}_2(\text{aq}) + 2\text{H}_2\text{O}(\text{l})$	+0.16
$\text{Cu}^{2+}(\text{aq}) + 2\text{e}^- \rightleftharpoons \text{Cu}(\text{s})$	+0.34
$\text{O}_2(\text{g}) + 2\text{H}_2\text{O}(\text{l}) + 4\text{e}^- \rightleftharpoons 4\text{OH}^-(\text{aq})$	+0.40
$\text{Cu}^+(\text{aq}) + \text{e}^- \rightleftharpoons \text{Cu}(\text{s})$	+0.52
$\text{I}_2(\text{s}) + 2\text{e}^- \rightleftharpoons 2\text{I}^-(\text{aq})$	+0.54
$\text{Fe}^{3+}(\text{aq}) + \text{e}^- \rightleftharpoons \text{Fe}^{2+}(\text{aq})$	+0.77
$\text{Ag}^+(\text{aq}) + \text{e}^- \rightleftharpoons \text{Ag}(\text{s})$	+0.80
$\text{Br}_2(\text{l}) + 2\text{e}^- \rightleftharpoons 2\text{Br}^-(\text{aq})$	+1.08
$\text{O}_2(\text{g}) + 4\text{H}^+(\text{aq}) + 4\text{e}^- \rightleftharpoons 2\text{H}_2\text{O}(\text{l})$	+1.23
$\text{Cl}_2(\text{g}) + 2\text{e}^- \rightleftharpoons 2\text{Cl}^-(\text{aq})$	+1.36
$\text{Cr}_2\text{O}_7^{2-}(\text{aq}) + 14\text{H}^+(\text{aq}) + 6\text{e}^- \rightleftharpoons 2\text{Cr}^{3+}(\text{aq}) + 7\text{H}_2\text{O}(\text{l})$	+1.36
$\text{MnO}_4^-(\text{aq}) + 8\text{H}^+(\text{aq}) + 5\text{e}^- \rightleftharpoons \text{Mn}^{2+}(\text{aq}) + 4\text{H}_2\text{O}(\text{l})$	+1.51
$\text{F}_2(\text{g}) + 2\text{e}^- \rightleftharpoons 2\text{F}^-(\text{aq})$	+2.89

## Common amino acids

Common name (symbol)	Structural formula	pH of isoelectric point
Alanine (Ala)	$  \begin{array}{c}  \text{H} \quad \text{O} \\    \quad    \\  \text{H}_2\text{N}-\text{C}-\text{C}-\text{OH} \\    \\  \text{CH}_3  \end{array}  $	6.1
Arginine (Arg)	$  \begin{array}{c}  \text{H} \quad \text{O} \\    \quad    \\  \text{H}_2\text{N}-\text{C}-\text{C}-\text{OH} \\    \\  \text{CH}_2 \\    \\  \text{CH}_2 \\    \\  \text{CH}_2 \\    \\  \text{NH} \\    \\  \text{C}=\text{NH} \\    \\  \text{NH}_2  \end{array}  $	10.7
Asparagine (Asn)	$  \begin{array}{c}  \text{H} \quad \text{O} \\    \quad    \\  \text{H}_2\text{N}-\text{C}-\text{C}-\text{OH} \\    \\  \text{CH}_2 \\    \\  \text{C}=\text{O} \\    \\  \text{NH}_2  \end{array}  $	5.4
Aspartic acid (Asp)	$  \begin{array}{c}  \text{H} \quad \text{O} \\    \quad    \\  \text{H}_2\text{N}-\text{C}-\text{C}-\text{OH} \\    \\  \text{CH}_2 \\    \\  \text{C}=\text{O} \\    \\  \text{OH}  \end{array}  $	3.0
Cysteine (Cys)	$  \begin{array}{c}  \text{H} \quad \text{O} \\    \quad    \\  \text{H}_2\text{N}-\text{C}-\text{C}-\text{OH} \\    \\  \text{CH}_2 \\    \\  \text{SH}  \end{array}  $	5.1

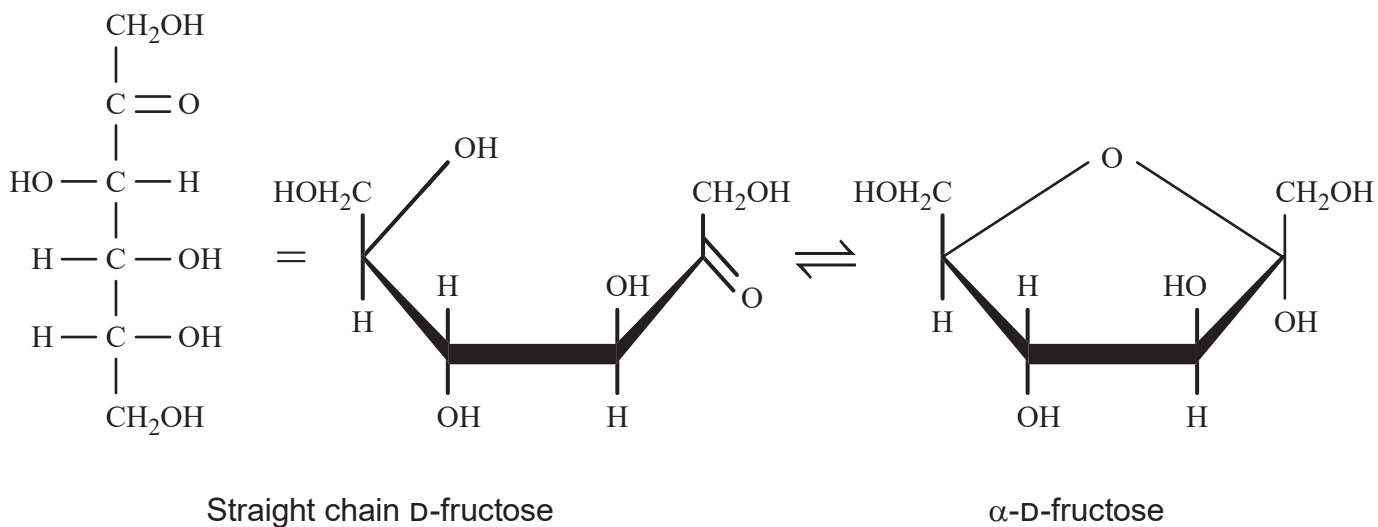
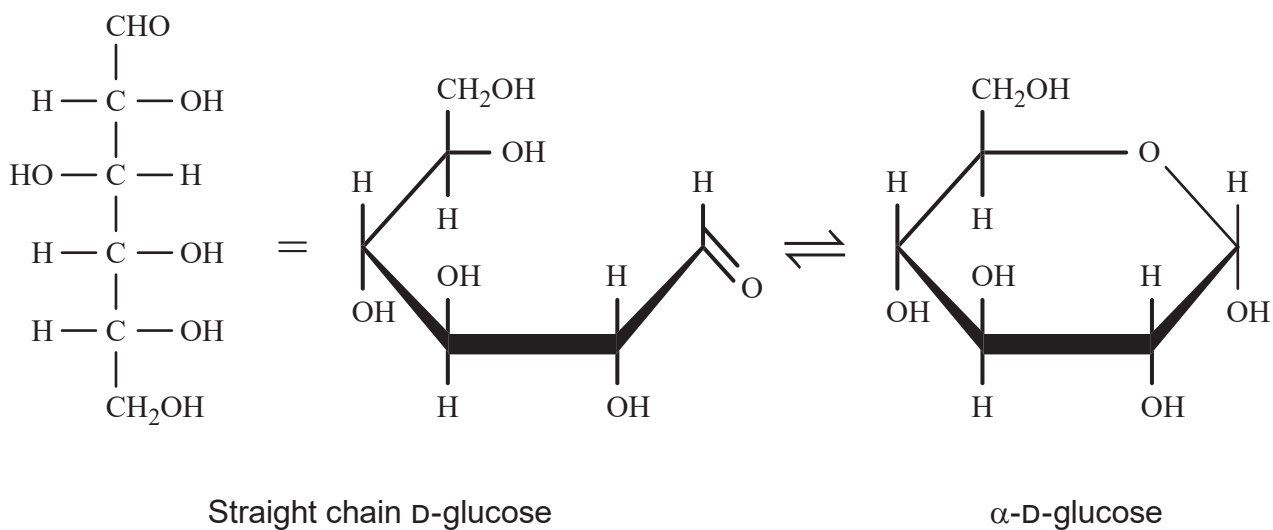
Common name (symbol)	Structural formula	pH of isoelectric point
Glutamic acid (Glu)	$  \begin{array}{c}  \text{H} \quad \text{O} \\    \quad    \\  \text{H}_2\text{N}-\text{C}-\text{C}-\text{OH} \\    \\  \text{CH}_2 \\    \\  \text{CH}_2 \\    \\  \text{C}=\text{O} \\    \\  \text{OH}  \end{array}  $	3.2
Glutamine (Gln)	$  \begin{array}{c}  \text{H} \quad \text{O} \\    \quad    \\  \text{H}_2\text{N}-\text{C}-\text{C}-\text{OH} \\    \\  \text{CH}_2 \\    \\  \text{CH}_2 \\    \\  \text{C}=\text{O} \\    \\  \text{NH}_2  \end{array}  $	5.7
Glycine (Gly)	$  \begin{array}{c}  \text{H} \quad \text{O} \\    \quad    \\  \text{H}_2\text{N}-\text{C}-\text{C}-\text{OH} \\    \\  \text{H}  \end{array}  $	6.1
Histidine (His)	$  \begin{array}{c}  \text{H} \quad \text{O} \\    \quad    \\  \text{H}_2\text{N}-\text{C}-\text{C}-\text{OH} \\    \\  \text{CH}_2 \\    \\  \text{N} \\  \diagup \quad \diagdown \\  \quad \quad \text{NH}  \end{array}  $	7.6
Isoleucine (Ile)	$  \begin{array}{c}  \text{H} \quad \text{O} \\    \quad    \\  \text{H}_2\text{N}-\text{C}-\text{C}-\text{OH} \\    \\  \text{CHCH}_3 \\    \\  \text{CH}_2 \\    \\  \text{CH}_3  \end{array}  $	6.0

Common name (symbol)	Structural formula	pH of isoelectric point
Leucine (Leu)	$  \begin{array}{c}  \text{H} \quad \text{O} \\    \quad    \\  \text{H}_2\text{N}-\text{C}-\text{C}-\text{OH} \\    \\  \text{CH}_2 \\    \\  \text{CHCH}_3 \\    \\  \text{CH}_3  \end{array}  $	6.0
Lysine (Lys)	$  \begin{array}{c}  \text{H} \quad \text{O} \\    \quad    \\  \text{H}_2\text{N}-\text{C}-\text{C}-\text{OH} \\    \\  \text{CH}_2 \\    \\  \text{CH}_2 \\    \\  \text{CH}_2 \\    \\  \text{CH}_2 \\    \\  \text{NH}_2  \end{array}  $	9.7
Methionine (Met)	$  \begin{array}{c}  \text{H} \quad \text{O} \\    \quad    \\  \text{H}_2\text{N}-\text{C}-\text{C}-\text{OH} \\    \\  \text{CH}_2 \\    \\  \text{CH}_2 \\    \\  \text{S} \\    \\  \text{CH}_3  \end{array}  $	5.7
Phenylalanine (Phe)	$  \begin{array}{c}  \text{H} \quad \text{O} \\    \quad    \\  \text{H}_2\text{N}-\text{C}-\text{C}-\text{OH} \\    \\  \text{CH}_2 \\    \\  \text{C}_6\text{H}_5  \end{array}  $	5.7
Proline (Pro)	$  \begin{array}{c}  \text{O} \\     \\  \text{C}-\text{OH} \\    \\  \text{HN} \\  \text{C}_4\text{H}_7  \end{array}  $	6.3



Common name (symbol)	Structural formula	pH of isoelectric point
Serine (Ser)	$  \begin{array}{c}  \text{H} \quad \text{O} \\    \quad    \\  \text{H}_2\text{N}-\text{C}-\text{C}-\text{OH} \\    \\  \text{CH}_2 \\    \\  \text{OH}  \end{array}  $	5.7
Threonine (Thr)	$  \begin{array}{c}  \text{H} \quad \text{O} \\    \quad    \\  \text{H}_2\text{N}-\text{C}-\text{C}-\text{OH} \\    \\  \text{CHOH} \\    \\  \text{CH}_3  \end{array}  $	5.6
Tryptophan (Trp)	$  \begin{array}{c}  \text{H} \quad \text{O} \\    \quad    \\  \text{H}_2\text{N}-\text{C}-\text{C}-\text{OH} \\    \\  \text{CH}_2 \\    \\  \text{HN} \text{---} \text{C}_5\text{H}_4  \end{array}  $	5.9
Tyrosine (Tyr)	$  \begin{array}{c}  \text{H} \quad \text{O} \\    \quad    \\  \text{H}_2\text{N}-\text{C}-\text{C}-\text{OH} \\    \\  \text{CH}_2 \\    \\  \text{C}_6\text{H}_4 \\    \\  \text{OH}  \end{array}  $	5.7
Valine (Val)	$  \begin{array}{c}  \text{H} \quad \text{O} \\    \quad    \\  \text{H}_2\text{N}-\text{C}-\text{C}-\text{OH} \\    \\  \text{CHCH}_3 \\    \\  \text{CH}_3  \end{array}  $	6.0

## Glucose and fructose: straight chain and $\alpha$ -ring forms



## Acid–base indicators

Name	pK <sub>a</sub>	pH range of colour change	Colour change (acidic to basic)
Methyl orange	3.7	3.1–4.4	red to yellow
Bromophenol blue	4.2	3.0–4.6	yellow to blue
Bromocresol green	4.7	3.8–5.4	yellow to blue
Methyl red	5.1	4.4–6.2	pink to yellow
Bromothymol blue	7.0	6.0–7.6	yellow to blue
Phenol red	7.9	6.8–8.4	yellow to red
Phenolphthalein	9.6	8.3–10.0	colourless to pink

## Infrared data

Characteristic range of infrared absorption due to stretching in organic molecules.

Bond	Organic molecules	Wavenumber (cm <sup>-1</sup> )
C–I	iodoalkanes	490–620
C–Br	bromoalkanes	500–600
C–Cl	chloroalkanes	600–800
C–F	fluoroalkanes	1000–1400
C–O	alcohol, ester	1050–1410
C=C	alkenes	1620–1680
C=O	aldehydes, carboxylic acid, ester, ketones	1700–1750
C≡C	alkynes	2100–2260
O–H	carboxylic acids (hydrogen-bonded)	2500–3000
C–H	alkanes, alkenes, alkynes, aldehydes, amides	2720–3100
O–H	alcohol (hydrogen-bonded)	3200–3600
N–H	amines	3300–3500

## Formulas and charges for common polyatomic ions

Anions	
acetate (ethanoate)	$\text{CH}_3\text{COO}^-$ or $\text{C}_2\text{H}_3\text{O}_2^-$
carbonate	$\text{CO}_3^{2-}$
chlorate	$\text{ClO}_3^-$
chlorite	$\text{ClO}_2^-$
chromate	$\text{CrO}_4^{2-}$
citrate	$\text{C}_6\text{H}_5\text{O}_7^{3-}$
cyanide	$\text{CN}^-$
dichromate	$\text{Cr}_2\text{O}_7^{2-}$
dihydrogen phosphate	$\text{H}_2\text{PO}_4^-$
hypochlorite	$\text{ClO}^-$
hydrogen carbonate	$\text{HCO}_3^-$
hydrogen sulfate	$\text{HSO}_4^-$
hydrogen phosphate	$\text{HPO}_4^{2-}$
hydroxide	$\text{OH}^-$
nitrate	$\text{NO}_3^-$
nitrite	$\text{NO}_2^-$
perchlorate	$\text{ClO}_4^-$
permanganate	$\text{MnO}_4^-$
peroxide	$\text{O}_2^{2-}$
phosphate	$\text{PO}_4^{3-}$
sulfate	$\text{SO}_4^{2-}$
sulfite	$\text{SO}_3^{2-}$
thiosulfate	$\text{S}_2\text{O}_3^{2-}$

Cations	
ammonium	$\text{NH}_4^+$
hydronium	$\text{H}_3\text{O}^+$

**THIS PAGE IS INTENTIONALLY BLANK**

**THIS PAGE IS INTENTIONALLY BLANK**

**THIS PAGE IS INTENTIONALLY BLANK**

