

## References

### Stimulus 1

National Institute of Statistics, 2022 *Thematic Report on Population distribution and urbanization*, Ministry of Planning Phnom Penh, Cambodia, [https://www.nis.gov.kh/nis/Census2019/Thematic%20Report%20Population%20Distribution%20and%20Urbanization-Eng\\_Re4.pdf](https://www.nis.gov.kh/nis/Census2019/Thematic%20Report%20Population%20Distribution%20and%20Urbanization-Eng_Re4.pdf)

Cambodia map based on *Provincial Boundaries in Cambodia*, [https://commons.wikimedia.org/wiki/File:Provincial\\_Boundaries\\_in\\_Cambodia.svg](https://commons.wikimedia.org/wiki/File:Provincial_Boundaries_in_Cambodia.svg). CC BY-SA 3.0

Cambodia - Thailand locator map, [https://commons.wikimedia.org/wiki/File:Cambodia\\_Thailand\\_Locator.png](https://commons.wikimedia.org/wiki/File:Cambodia_Thailand_Locator.png).

### Stimulus 2

Based on Figure 1.9 in OECD 2017, *Social Protection System Review of Cambodia*, OECD Development Pathways, OECD Publishing, Paris, <https://doi.org/10.1787/9789264282285-en>.

### Stimulus 3

Data adjusted from World Bank Group data on Manufacturing, <https://data.worldbank.org/indicator/NV.IND.MANF.ZS?locations=KH> and Agriculture <https://data.worldbank.org/indicator/NV.AGR.TOTL.ZS?locations=KH>. CC BY 4.0

### Stimulus 4

Data sourced from Table 2 in Ministry of Labour and Vocational Training 2018, *Policy on labour migration for Cambodia 2019-2023*, <https://asean.org/wp-content/uploads/2021/12/1.-Labour-Migration-Policy-2019-2023.pdf>.

### Stimulus 5, 6 and 7

Data sourced from World Food Programme 2019, *Vulnerability and Migration in Cambodia: Saving lives changing lives*, <https://docs.wfp.org/api/documents/WFP-0000105976/download/?ga=2.264782287.1541017404.1677816494-1443465427.1677816494>

### Stimulus 8

Data adapted from World Food Programme 2019, *Urban vulnerability in Phnom Penh: Saving lives changing lives*, <https://docs.wfp.org/api/documents/WFP-0000105975/download/>

External assessment 2024

Stimulus book

# Geography

## General instruction

- Work in this book will not be marked.



© State of Queensland (QCAA) 2024

Licence: <https://creativecommons.org/licenses/by/4.0> | Copyright notice: [www.qcaa.qld.edu.au/copyright](http://www.qcaa.qld.edu.au/copyright) — lists the full terms and conditions, which specify certain exceptions to the licence. Third-party materials referenced above are excluded from this licence. | Attribution: © State of Queensland (QCAA) 2024



Queensland  
Government

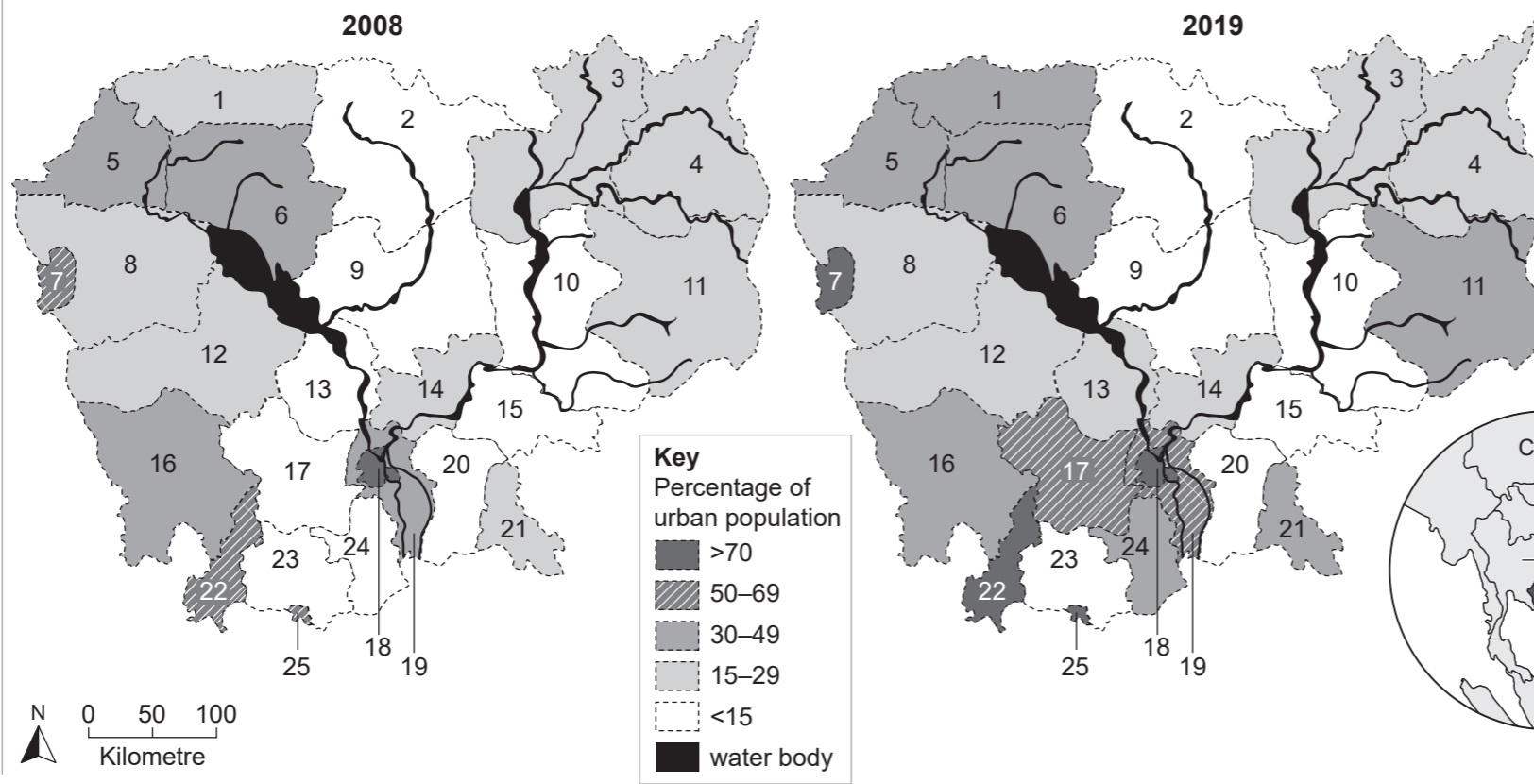
**QCAA**

Queensland Curriculum  
& Assessment Authority

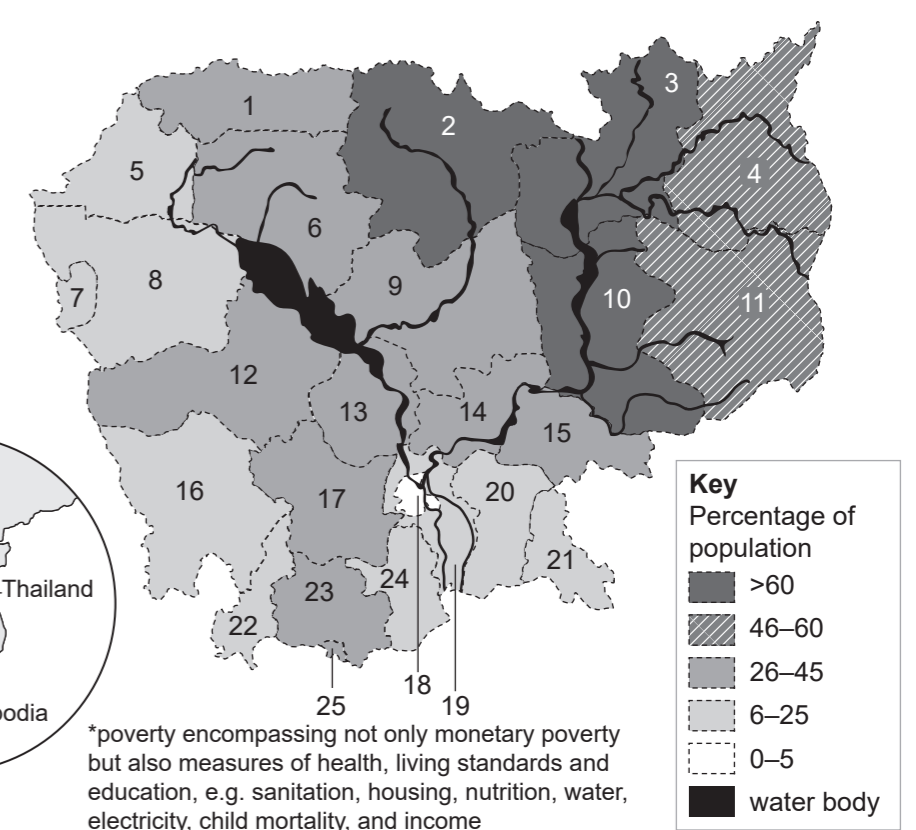
# Stimulus 1–8: Cambodia Context

1. Oddar Meanchey
2. Preah Vihear
3. Stung Treng
4. Ratanak Kiri
5. Banteay Meanchey
6. Siem Reap
7. Pailin
8. Battambang
9. Kampong Thom
10. Kratie
11. Mondul Kiri
12. Pursat
13. Kampong Chhnang
14. Kampong Cham
15. Tboung Khmum
16. Koh Kong
17. Kampong Speu
18. Phnom Penh (capital)
19. Kandal
20. Prey Veng
21. Svay Rieng
22. Preah Sihanouk
23. Kampot
24. Takeo
25. Kep

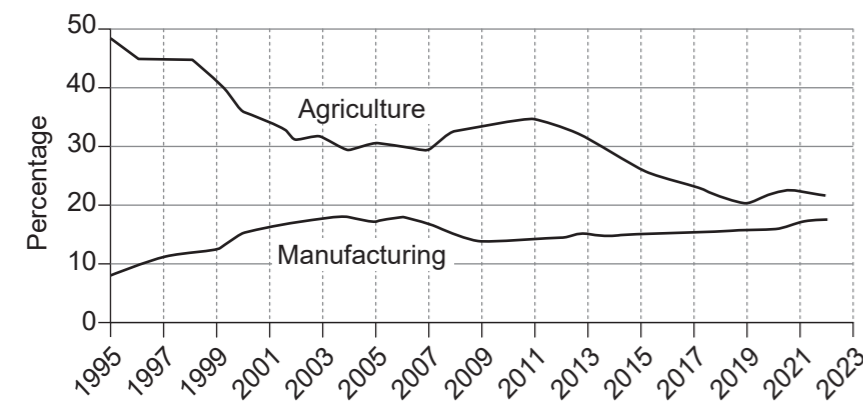
**Stimulus 1: Urban population by province, 2008 and 2019**



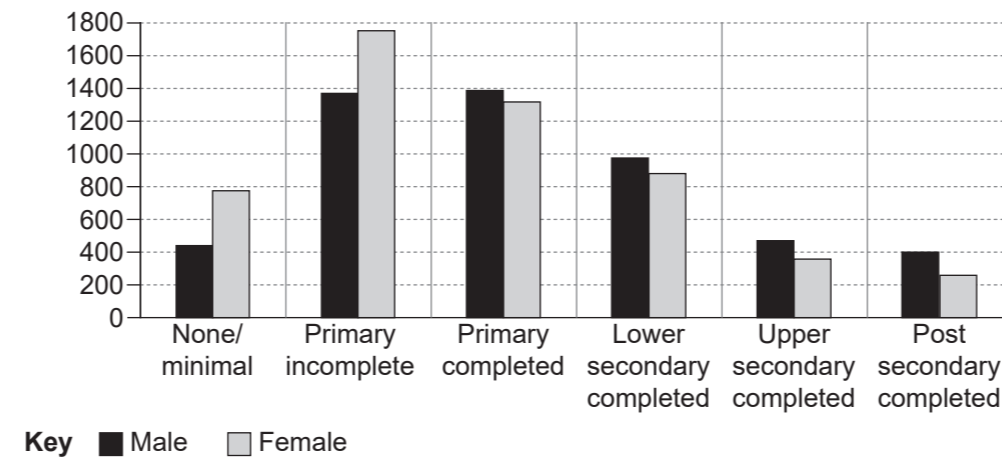
**Stimulus 2: Population experiencing multidimensional poverty,\* 2017**



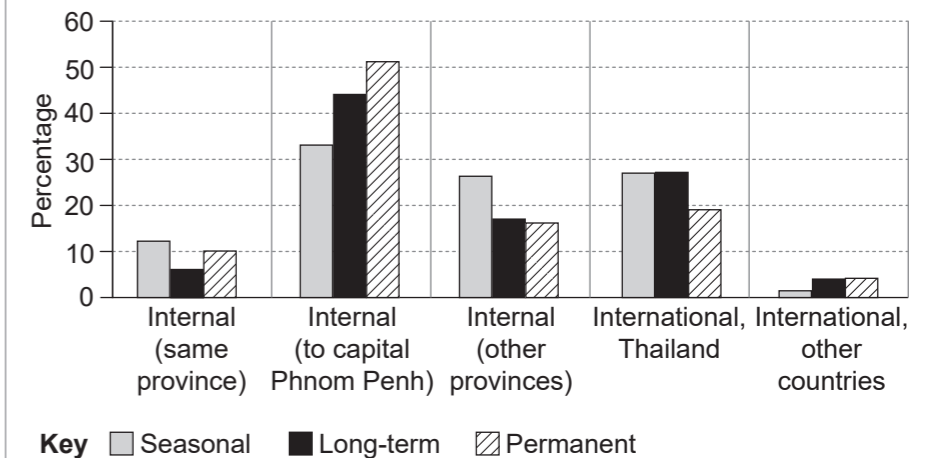
**Stimulus 3: Percentage GDP, agriculture and manufacturing, 1995–2022**



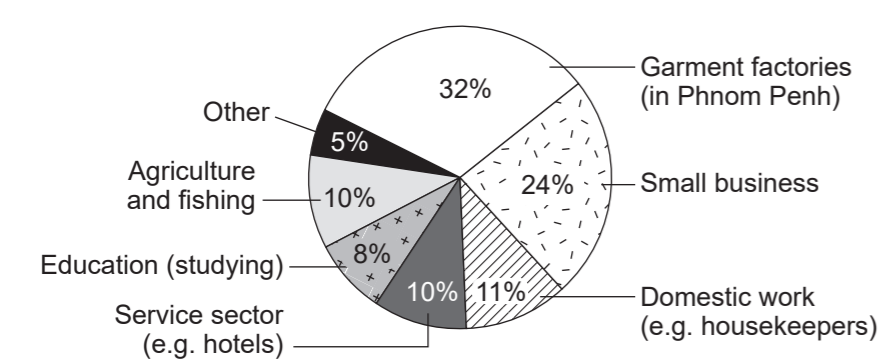
**Stimulus 4: Education level of working-age population (15–64 years), 2017**



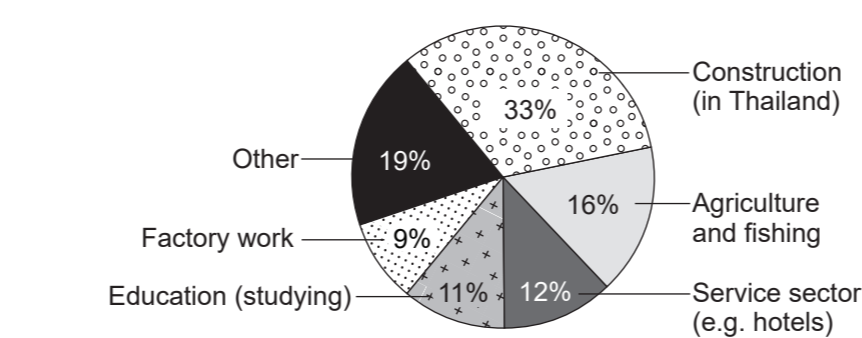
**Stimulus 5: Destination and duration of migration, 2019**



**Stimulus 6: Main types of employment, female migrants, 2019**



**Stimulus 7: Main types of employment, male migrants, 2019**



**Stimulus 8: Total annual per capita expenditure and income, 2019**

